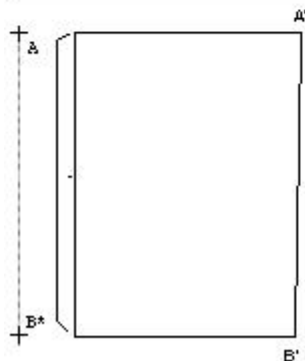
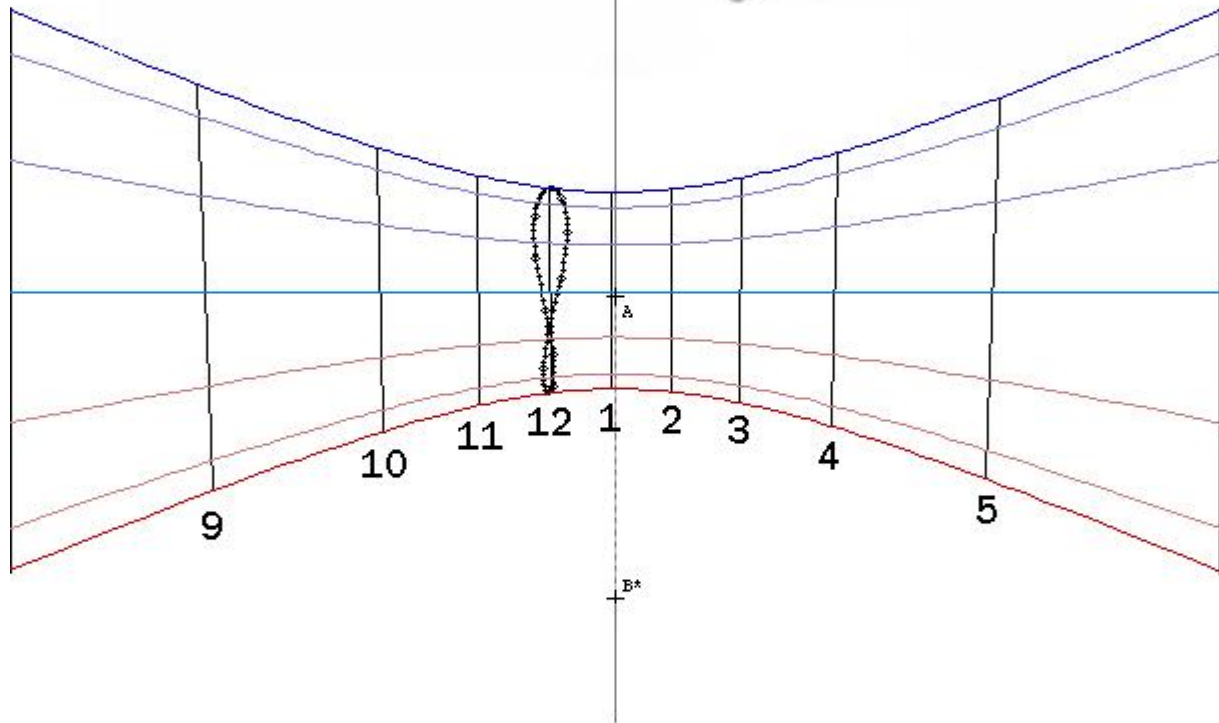
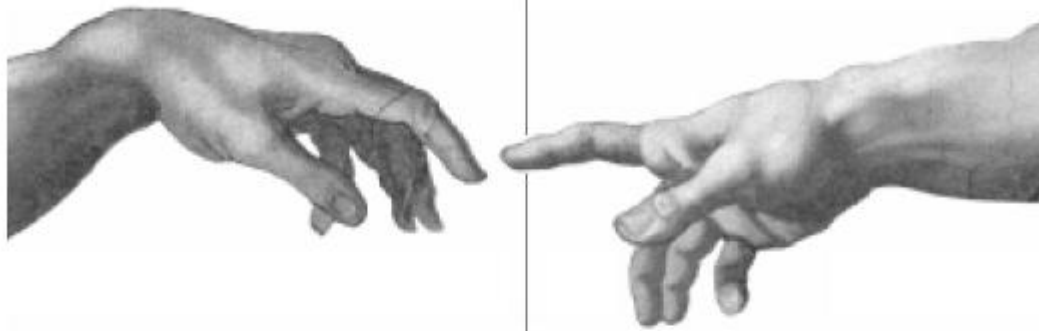


# SINGAPORE

1° 14' North 103° 55' East

## Horizontal Sundial



**Gnomon**

**Construction:**

1. Fold gnomon along A' and B' before cutting
2. Cut out gnomon (including glue-tabs)
3. Fold glue-tabs inwards
4. Align A and B\* of gnomon on Sundial
5. Ensure gnomon is centralised, upright, then glue

**Aligning:**

1. Find a place with lots of sunshine
2. Put Sundial on a flat surface
3. Point Sundial north with magnetic compass

Where the shadow points, that's the local time for Singapore.

<http://leewm.freeshell.org/origami>